

JINDAL
D.P. JINDAL GROUP

Introducing 14" Dia. Seamless Pipes for the first time in India

SIZE **14"** GAUGE
SEAMLESS
PIPES & TUBES



MAHARASHTRA SEAMLESS LIMITED

An ISO 9001:2000 Company



The Premier

i n P i p e & T u b e I n d u s t r y

Maharashtra Seamless Limited, the flagship Company of D.P. Jindal Group, is the largest Manufacturer of Seamless Steel Pipes and Tubes in India, with the finest quality and wide product range.

Maharashtra Seamless Limited has, now expanded its Production Facilities, using PLUG MILL technology supported by World Class Reelers, to manufacture for the first time in India, large size Seamless Pipes of diameter upto 14" and wall thickness upto 40 mm. The plant is strategically located in Dist. Raigad, Maharashtra which is about 100 Km away from Mumbai Port, with an installed capacity of 3 lacs MT per year.



Plug Mill Process

C o m p e t i t i v e E d g e

Plug Mill Process is a proven process for manufacturing of higher diameter Seamless Pipes, by heating round billets up to the plastic stage of steel and piercing in a Cross Roll Piercer. Further elongation is achieved through a Plug Mill, in which the thick wall hot hollow will be rolled through a pair of Top and Bottom Rolls with a plug inside, to control the ID and achieve better internal surface finish.

World Class Reelers are used to improve the wall thickness circumferentially, to achieve close tolerance on the Wall Thickness. As the OD and the ID are controlled by external and internal toolings during hot rolling in Plug Mill and Reller, the pipe will have close tolerance, to cater to the requirements of OCTG and other applications.

Seamless

a d v a n t a g e

Seamless Tubes, unlike welded tubes, are preferred for applications where strength, resistance to corrosion, microstructure and product life is important. The company has adequate heat treatment facility to make OCTG range in higher grade like N-80, L-80, C-95, P-110




Relentless Pursuit of Quality

Quality is the hallmark of Jindal. Strict adherence to the policy of "No Compromise with Quality" is demonstrated by its stringent control over procurement of raw material, process control, streamlined distribution network and fast delivery of finished products.

Our Manufacturing facilities are supervised by Technical experts and experienced people. High level quality standards are adhered to, using sophisticated inspection facilities available in house, which include Hydrostatic Testing, NDT using Electro Magnetic Inspection and laboratory testing of tensile requirement, Impact, Hardness and metalographic examination.



We are holding Quality Certification of ISO 9001:2000 from Bureau Veritas Quality International and are approved by American Petroleum Institute (API). Moreover we are licensed to use  Certification mark on our pipes.

Our facilities and product quality have approval from all International Inspection Agencies such as Lloyds, DNV, BVQI, EIL, PDIL, SGS and many others, who are regularly inspecting our finished product for their esteemed clients.

In house R&D activities and adherence to the stringent Quality Standards has helped MSL to benchmark itself, amongst the best Pipe Manufacturers in the world. Thus, MSL has further established its reputation amongst customers, financial institutions, shareholders and society, at large.

Esteemed Customer

Domestic & a High Customer Base Overseas

The Company boasts of esteemed quality conscious customers in the Indian Industry like ONGC, OIL, IOCL, GAIL, EIL, RELIANCE INDUSTRIES and CAIRN ENERGY etc.

Our products have exposure to International markets also and we enjoy confidence of large number of satisfied customers in Middle East, ASIA, Far East and USA including various Oil Companies worldwide.

Product Range

HOT FINISHED PIPES

Outside Diameter (O.D.) : 168.30 - 370.00 mm

Wall Thickness (W.T.) : 6.35 - 40.00 mm

API OIL COUNTRY TUBULAR GOODS (OCTG) RANGE

CASING (API 5CT)

Upto 13 3/8" (339.72 mm) OD
Plain End / Threaded and
Coupled with STC, LTC or
BTC threads.

(All grades including J-55,
N-80, L-80, C-95 & P-110)

LINE PIPES (API 5L)

Upto 14" (355.60 mm) OD
Plain End / Threaded and
Coupled with API Line Pipe
Threads.

(All grades upto X-70)

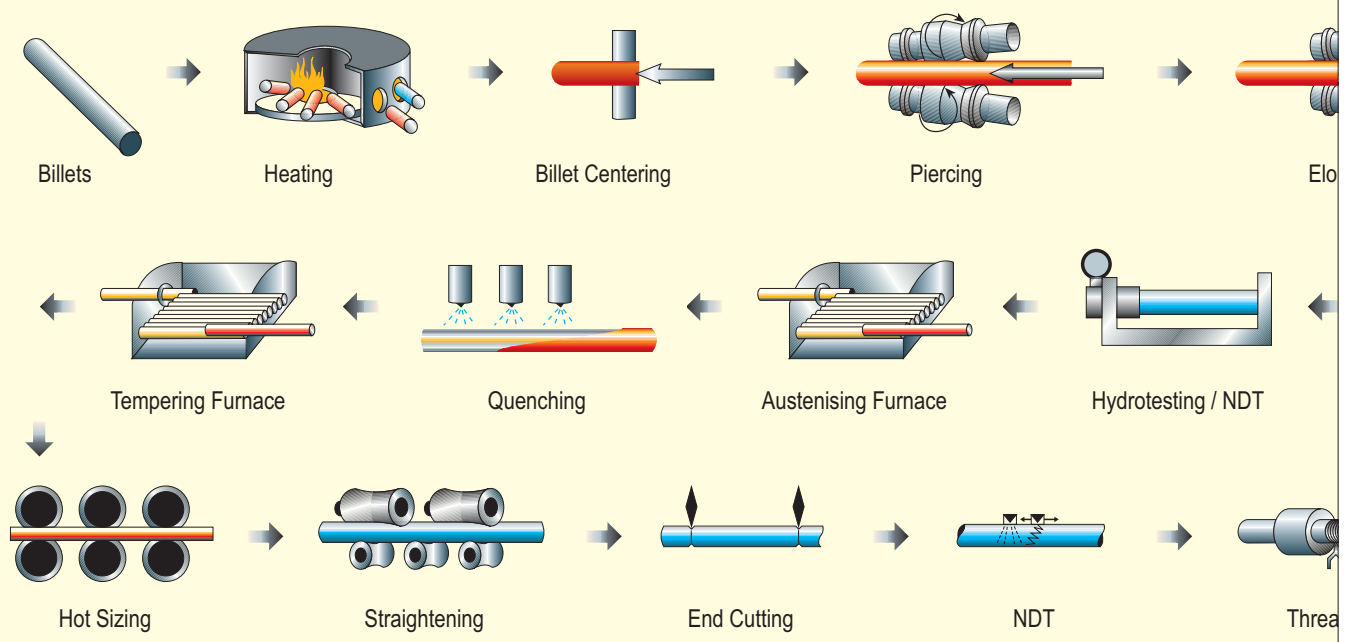
**API OCTG RANGE
API CASING**

DIMENSIONS, WEIGHT AND END FINISH														
Outside Diameter		Nom. Wt lb/ft	Wall thickness		Type of End Finish						Coupling OD mm	Thread Type		
			Inch	mm	Grade							TPI		
					H - 40	J - 55 K - 55	M - 65	L - 80 C - 95	N - 80 Type 1,Q	P - 110		STC LTC	BTC	
Inch	mm	lb/ft	Inch	mm							mm			
6 5/8	168.28	20.0	0.288	7.32	PS	PSLB	PSLB	-	-	-	187.71	8	5	
6 5/8	168.28	24.0	0.352	8.94	-	PSLB	PLB	PLB	PLB	PLB	187.71	8	5	
6 5/8	168.28	28.0	0.417	10.59	-	-	PLB	PLB	PLB	PLB	187.71	8	5	
6 5/8	168.28	32.0	0.475	12.06	-	-	-	PLB	PLB	PLB	187.71	8	5	
7	177.8	20.0	0.272	6.91	PS	PS	PS	-	-	-	194.46	8	-	
7	177.8	23.0	0.317	8.05	-	PSLB	PLB	PLB	PLB	PLB	194.46	8	5	
7	177.8	26.0	0.362	9.19	-	PSLB	PLB	PLB	PLB	PLB	194.46	8	5	
7	177.8	29.0	0.408	10.36	-	-	PLB	PLB	PLB	PLB	194.46	8	5	
7	177.8	32.0	0.453	11.51	-	-	PLB	PLB	PLB	PLB	194.46	8	5	
7	177.8	35.0	0.498	12.65	-	-	-	PLB	PLB	PLB	194.46	8	5	
7	177.8	38.0	0.540	13.72	-	-	-	PLB	PLB	PLB	194.46	8	5	
7 5/8	193.68	24.00	0.300	7.62	PS	-	-	-	-	-	215.90	8	-	
7 5/8	193.68	26.40	0.328	8.33	-	PSLB	PSLB	PLB	PLB	-	215.90	8	5	
7 5/8	193.68	29.70	0.375	9.52	-	-	PLB	PLB	PLB	PLB	215.90	8	5	
7 5/8	193.68	33.70	0.430	10.92	-	-	PLB	PLB	PLB	PLB	215.90	8	5	
7 5/8	193.68	39.00	0.500	12.70	-	-	-	PLB	PLB	PLB	215.90	8	5	
7 5/8	193.68	42.80	0.562	14.27	-	-	-	PLB	PLB	PLB	215.90	8	5	
7 5/8	193.68	45.30	0.595	15.11	-	-	-	PLB	PLB	PLB	215.90	8	5	
7 5/8	193.68	47.00	0.625	15.88	-	-	-	PLB	PLB	PLB	215.90	8	5	
7 3/4	196.85	46.10	0.595	15.11	-	-	-	P	P	P		-	-	
8 5/8	219.08	24.00	0.264	6.71	-	PS	PS	-	-	-	244.48	8	-	
8 5/8	219.08	28.00	0.304	7.72	PS	-	PS	-	-	-	244.48	8	-	
8 5/8	219.08	32.00	0.352	8.94	PS	PSLB	PSLB	-	-	-	244.48	8	5	
8 5/8	219.08	36.00	0.400	10.16	-	PSLB	PSLB	PLB	PLB	-	244.48	8	5	
8 5/8	219.08	40.00	0.450	11.43	-	-	PLB	PLB	PLB	PLB	244.48	8	5	
8 5/8	219.08	44.00	0.500	12.70	-	-	-	PLB	PLB	PLB	244.48	8	5	
8 5/8	219.08	49.00	0.557	14.15	-	-	-	PLB	PLB	PLB	244.48	8	5	
9 5/8	244.48	32.30	0.312	7.92	PS	-	-	-	-	-	269.88	8	-	
9 5/8	244.48	36.00	0.352	8.94	PS	PSLB	PSLB	-	-	-	269.88	8	5	
9 5/8	244.48	40.00	0.395	10.03	-	PSLB	PSLB	PLB	PLB	-	269.88	8	5	
9 5/8	244.48	43.50	0.435	11.05	-	-	PLB	PLB	PLB	PLB	269.88	8	5	
9 5/8	244.48	47.00	0.472	11.99	-	-	PLB	PLB	PLB	PLB	269.88	8	5	
9 5/8	244.48	53.50	0.545	13.84	-	-	-	PLB	PLB	PLB	269.88	8	5	
9 5/8	244.48	58.40	0.595	15.11	-	-	-	PLB	PLB	PLB	269.88	8	5	

**API OCTG RANGE
API CASING**

DIMENSIONS, WEIGHT AND END FINISH														
Outside Diameter		Nom. Wt lb/ft	Wall thickness		Type of End Finish						Coupling OD mm	Thread Type		
			Inch	mm	Grade							TPI		
					H - 40	J - 55 K - 55	M - 65	L - 80 C - 95	N - 80 Type 1,Q	P - 110		STC LTC	BTC	
Inch	mm	Inch	mm											
10 3/4	273.05	32.75	0.279	7.09	PS	-	-	-	-	-	298.45	8	-	
10 3/4	273.05	40.50	0.350	8.89	PS	PSB	PSB	-	-	-	298.45	8	5	
10 3/4	273.05	45.50	0.400	10.16	-	PSB	PSB	-	-	-	298.45	8	5	
10 3/4	273.05	51.00	0.450	11.43	-	PSB	PSB	PSB	PSB	PSB	298.45	8	5	
10 3/4	273.05	55.50	0.495	12.57	-	-	PSB	PSB	PSB	PSB	298.45	8	5	
10 3/4	273.05	60.70	0.545	13.84	-	-	-	-	-	PSB	298.45	8	5	
10 3/4	273.05	65.70	0.595	15.11	-	-	-	-	-	PSB	298.45	8	5	
11 3/4	298.45	42.00	0.333	8.46	PS	-	-	-	-	-	323.85	8	-	
11 3/4	298.45	47.00	0.375	9.53	-	PSB	PSB	-	-	-	323.85	8	5	
11 3/4	298.45	54.00	0.435	11.05	-	PSB	PSB	-	-	-	323.85	8	5	
11 3/4	298.45	60.00	0.489	12.42	-	PSB	PSB	PSB	PSB	PSB	323.85	8	5	
11 3/4	298.45	65.00	0.534	13.56	-	-	-	P	P	P	-	-	-	
11 3/4	298.45	71.00	0.582	14.78	-	-	-	P	P	P	-	-	-	
13 3/8	339.72	48.00	0.330	8.38	PS	-	-	-	-	-	365.12	8	-	
13 3/8	339.72	54.50	0.380	9.65	-	PSB	PSB	-	-	-	365.12	8	5	
13 3/8	339.72	61.00	0.430	10.92	-	PSB	PSB	-	-	-	365.12	8	5	
13 3/8	339.72	68.00	0.480	12.19	-	PSB	PSB	PSB	PSB	PSB	365.12	8	5	
13 3/8	339.72	72.00	0.514	13.06	-	-	-	PSB	PSB	PSB	365.12	8	5	

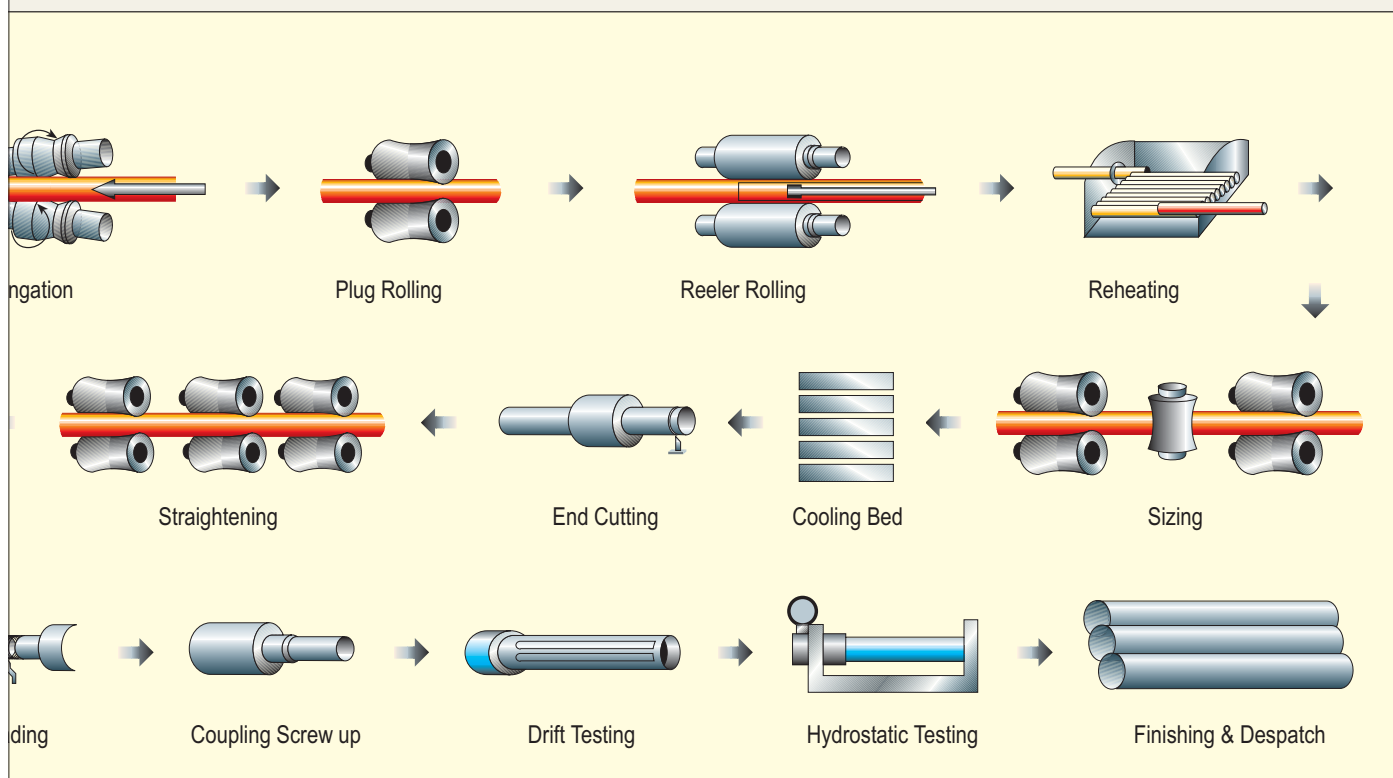
**PROCESS FLOW CHART
Plain Line Pipe**



THE SIZE RANGE

ASTM SCHEDULE SIZES													
DIMENSIONS & WEIGHT													
Nominal Pipe Size (mm / inch)	Schedule Wall Thickness / Weight												
	OD (mm)	Sch 20	Sch 30	STD	Sch 40	XS	Sch 60	Sch 80	Sch 100	Sch 120	Sch 140	Sch 160	XXS
150 / 6	168.30	-	-	7.11	7.11	10.97	-	10.97	-	14.27	-	18.26	21.95
		-	-	28.26	28.26	42.56	-	42.56	-	54.20	-	67.56	79.22
200 / 8	219.10	6.35	7.04	8.18	8.18	12.70	10.31	12.70	15.09	18.26	20.62	23.01	22.23
		33.31	36.81	42.55	42.55	64.64	53.08	64.64	75.92	90.44	100.92	111.27	107.92
250 / 10	273.00	6.35	7.80	9.27	9.27	12.70	12.70	15.09	18.26	21.44	25.40	28.58	25.40
		41.77	51.03	60.31	60.31	81.55	81.55	96.01	114.75	133.06	155.15	172.33	155.15
300 / 12	323.80	-	8.38	9.53	10.31	12.70	14.27	17.48	21.44	25.40	28.58	33.32	25.40
		-	65.20	73.88	79.73	97.46	108.96	132.08	159.91	186.97	208.14	238.76	186.97
350 / 14	355.60	-	9.53	9.53	11.13	12.70	15.09	19.05	23.83	27.79	31.75	35.71	-
		-	81.33	81.33	94.55	107.39	126.71	158.10	194.96	224.65	253.56	281.70	-

* Specifications are subject to change without prior Notice



**API OCTG RANGE
API LINE PIPE**

DIMENSIONS AND WEIGHT

Outside Diameter		Plain End Weights		Wall Thickness	
Inch	mm	lb/ft	kg/m	Inch	mm
6 5/8	168.30	17.04	25.55	0.250	6.40
6 5/8	168.30	18.99	28.22	0.280	7.10
6 5/8	168.30	21.06	31.25	0.312	7.90
6 5/8	168.30	23.10	34.24	0.344	8.70
6 5/8	168.30	25.05	37.20	0.375	9.50
6 5/8	168.30	28.60	42.67	0.432	11.00
6 5/8	168.30	32.74	48.73	0.500	12.70
6 5/8	168.30	36.43	54.31	0.562	14.30
6 5/8	168.30	40.09	59.76	0.625	15.90
6 5/8	168.30	45.39	67.69	0.719	18.30
6 5/8	168.30	47.10	70.27	0.750	19.10
6 5/8	168.30	53.21	79.06	0.864	21.90
6 5/8	168.30	53.78	79.98	0.875	22.20
8 5/8	219.10	22.38	33.57	0.250	6.40
8 5/8	219.10	24.72	36.61	0.277	7.00
8 5/8	219.10	27.73	41.14	0.312	7.90
8 5/8	219.10	28.58	42.65	0.322	8.20
8 5/8	219.10	30.45	45.14	0.344	8.70
8 5/8	219.10	33.07	49.10	0.375	9.50
8 5/8	219.10	38.33	56.94	0.438	11.10
8 5/8	219.10	43.43	64.64	0.500	12.70
8 5/8	219.10	48.44	72.22	0.562	14.30
8 5/8	219.10	53.45	79.67	0.625	15.90
8 5/8	219.10	60.77	90.62	0.719	18.30
8 5/8	219.10	63.14	94.20	0.750	19.10
8 5/8	219.10	67.82	100.84	0.812	20.60
8 5/8	219.10	72.49	107.79	0.875	22.20
8 5/8	219.10	81.51	121.33	1.000	25.40
10 3/4	273.10	28.06	42.09	0.250	6.40
10 3/4	273.10	31.23	46.57	0.279	7.10
10 3/4	273.10	34.27	51.03	0.307	7.80
10 3/4	273.10	38.27	56.72	0.344	8.70
10 3/4	273.10	40.52	60.50	0.365	9.30
10 3/4	273.10	48.28	71.72	0.438	11.10
10 3/4	273.10	54.79	81.55	0.500	12.70
10 3/4	273.10	61.21	91.26	0.562	14.30
10 3/4	273.10	67.65	100.85	0.625	15.90
10 3/4	273.10	77.10	114.99	0.719	18.30
10 3/4	273.10	86.26	128.27	0.812	20.60

Outside Diameter		Plain End Weights		Wall Thickness	
Inch	mm	lb/ft	kg/m	Inch	mm
10 3/4	273.10	92.37	137.36	0.875	22.20
10 3/4	273.10	98.39	146.32	0.938	23.80
10 3/4	273.10	104.23	155.15	1.000	25.40
12 3/4	323.90	43.81	65.35	0.330	8.40
12 3/4	323.90	45.62	67.62	0.344	8.70
12 3/4	323.90	49.61	73.65	0.375	9.50
12 3/4	323.90	53.57	79.65	0.406	10.30
12 3/4	323.90	57.65	85.62	0.438	11.10
12 3/4	323.90	65.48	97.46	0.500	12.70
12 3/4	323.90	73.22	109.18	0.562	14.30
12 3/4	323.90	81.01	120.76	0.625	15.90
12 3/4	323.90	88.71	132.23	0.688	17.50
12 3/4	323.90	96.21	143.56	0.750	19.10
12 3/4	323.90	103.63	154.08	0.812	20.60
12 3/4	323.90	111.08	165.17	0.875	22.20
12 3/4	323.90	118.44	176.13	0.938	23.80
12 3/4	323.90	125.61	186.97	1.000	25.40
12 3/4	323.90	132.69	197.68	1.062	27.00
12 3/4	323.90	139.81	208.27	1.125	28.60
12 3/4	323.90	153.67	229.06	1.250	31.80
14	355.60	50.22	74.42	0.344	8.70
14	355.60	54.62	81.08	0.375	9.50
14	355.60	59.00	87.71	0.406	10.30
14	355.60	63.50	94.30	0.438	11.10
14	355.60	67.84	100.86	0.469	11.90
14	355.60	72.16	107.39	0.500	12.70
14	355.60	80.73	120.36	0.562	14.30
14	355.60	89.36	133.19	0.625	15.90
14	355.60	97.91	145.91	0.688	17.50
14	355.60	106.23	158.49	0.750	19.10
14	355.60	114.48	170.18	0.812	20.60
14	355.60	122.77	182.52	0.875	22.20
14	355.60	130.98	194.74	0.938	23.80
14	355.60	138.97	206.83	1.000	25.40
14	355.60	146.88	218.79	1.062	27.00
14	355.60	154.84	230.63	1.125	28.60
14	355.60	170.37	253.92	1.250	31.80

Packaging &

Dispatching

Getting the product reach safely to the customer is of paramount importance to Jindals. Keeping this in mind, the group is complying with various world standards packaging norms to ensure no damage occurs to the Pipes, at the time of handling and despatch.



JINDAL

D.P. JINDAL GROUP

For further information, please contact:



MAHARASHTRA SEAMLESS LIMITED

CORPORATE OFFICE:

Plot no.30, Institutional Area , Sector -44, Gurgaon-122002
Tel: 91 124 2574325/26 , 4624000 , Fax: 91 124 2574327
e-mail: contact@mahaseam.com
Website: www.Jindal.com

REGD. OFF. & WORKS:

Pipe Nagar, Village Sukeli, Taluka Roha., N.H.-17, B.K.G. Road , Distt Raigad-402126 (Maharashtra) India
Tel: 91 2194 238511 /12 /16 Fax: 91 2194 238513

BRANCH OFFICES:

Mumbai

402, Sarjan Plaza,100 Dr. Annie Besant Road, Opp. Telco Show Room , Worli, Mumbai-400018 (India)
Tel: 91 22 24902570 /72 /74 Fax: 91 22 24925473
e-mail: mslmum@mtnl.net.in

Chennai

3A , Royal Court, No-44, Venkatanarayana Road,T.Nagar, Chennai-600017 (India)
Tel:91 44 24342231, 24328747 Fax: 91 44 24347990
e-mail: chennai@mahaseam.com

Kolkata

Sukh Sagar Apartment , Flat No. 8 A&B, 8th Floor,2/5 Sarat Bose Road ,Kolkata -700020 (India)
Tel: 91 33 24559982,32588626 Fax: 91 33 243742290
e-mail: kolkata@mahaseam.com